


OSPU



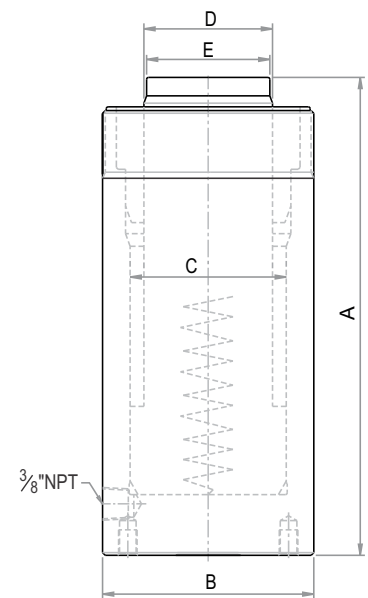
General Purpose Jacks - Plain Ram, Single Acting with Collar Threads & Base Fixturing Holes (Type - Spring Return)

Capacity 5 - 95 ton | Stroke 25 - 362 mm | Max. Working Pressure 700 bar



Features / Application

- Refer **Page 6** for Anatomy
- Gland Nut designed to withstand dead end load
- Base mounting holes, collar threads & ram threads for fixturing
- Suited for horizontal & vertical applications
- Multipurpose application jacking, structural fabrication, presses in all industrial segments



OSPU Series - O Orione S Single acting Spring return P Plain ram U Imperial - Threads 5 Capacity - ton 28 Stroke - mm

Rated capacity (ton)	Capacity @ 700 bar (kN)	Stroke (mm)	Model	Effective area (cm ²)	Oil cap. (cc)	A Closed height (mm)	B Cylinder OD (mm)	C Bore dia. (mm)	D Ram dia. (mm)	E Saddle dia. (mm)	Wt. (Approx.) (kg)
5	43	28	OSPU 5-28	6.2	17	110	38	28	25	25	1.0
5	43	83	OSPU 5-83	6.2	51	165	38	28	25	25	1.5
5	43	133	OSPU 5-133	6.2	82	216	38	28	25	25	1.9
5	43	184	OSPU 5-184	6.2	113	273	38	28	25	25	2.4
5	43	235	OSPU 5-235	6.2	145	324	38	28	25	25	2.9
10	111	25	OSPU 10-25	15.9	40	92	58	45	38	38	1.9
10	111	54	OSPU 10-54	15.9	86	121	58	45	38	38	2.5
10	111	105	OSPU 10-105	15.9	167	171	58	45	38	38	3.5
10	111	156	OSPU 10-156	15.9	248	248	58	45	38	38	5.1
10	111	206	OSPU 10-206	15.9	328	298	58	45	38	38	6.2

- Higher capacity and customized solutions on request.
- Specifications are subject to change due to continual improvement.
- Capacity and Stroke specified are maximum safe limits. Use at 80% of rating as safe practice.



Select suitable Pumping Units and Accessories
Pg. 44 - 49

General Purpose Jacks - Plain Ram, Single Acting with Collar Threads & Base Fixturing Holes (Type - Spring Return)

Capacity 5 - 95 ton | Stroke 25 - 362 mm | Max. Working Pressure 700 bar

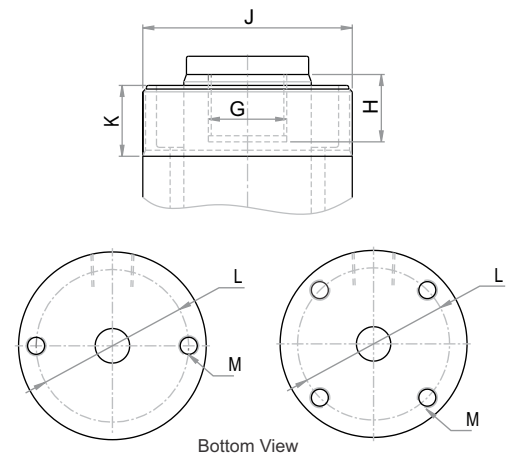
OSPU Series - O Orione S Single acting Spring return P Plain ram U Imperial - Threads 5 Capacity - ton 28 Stroke - mm

Rated capacity (ton)	Capacity @ 700 bar (kN)	Stroke (mm)	Model	Effective area (cm ²)	Oil cap. (cc)	A Closed height (mm)	B Cylinder OD (mm)	C Bore dia. (mm)	D Ram dia. (mm)	E Saddle dia. (mm)	Wt. (Approx.) (kg)
15	166	25	OSPU 15-25	23.8	59	124	70	55	45	45	3.7
15	166	54	OSPU 15-54	23.8	128	149	70	55	45	45	4.5
15	166	105	OSPU 15-105	23.8	249	200	70	55	45	45	6
15	166	156	OSPU 15-156	23.8	371	272	70	55	45	45	8.2
15	166	206	OSPU 15-206	23.8	489	322	70	55	45	45	9.7
25	269	25	OSPU 25-25	38.5	96	140	86	70	56	54	6.4
25	269	51	OSPU 25-51	38.5	196	165	86	70	56	54	7.5
25	269	102	OSPU 25-102	38.5	393	216	86	70	56	54	10
25	269	159	OSPU 25-159	38.5	612	273	86	70	56	54	12.4
25	269	209	OSPU 25-209	38.5	804	324	86	70	56	54	14.8
25	269	260	OSPU 25-260	38.5	1001	375	86	70	56	54	17.1
50	496	51	OSPU 50-51	70.9	361	175	127	95	80	65	17.4
50	496	103	OSPU 50-103	70.9	730	227	127	95	80	65	22.6
50	496	159	OSPU 50-159	70.9	1127	283	127	95	80	65	28.1
50	496	337	OSPU 50-337	70.9	2389	460	127	95	80	65	45.7
75	792	156	OSPU 75-156	113.1	1764	285	146	120	95	71	37.5
75	792	333	OSPU 75-333	113.1	3766	492	146	120	95	71	64.7
95	929	168	OSPU 95-168	132.7	2230	357	177	130	105	85	69
95	929	260	OSPU 95-260	132.7	3451	449	177	130	105	85	86.7

Mounting Details (Optional):

OSPU Series

Model	G Ram internal thread	H Thread depth (mm)	J Collar threads	K Length (mm)	L PCD x No. of holes	M Bottom thread size	Thread depth (mm)
OSPU 5	3/4" - 16	15	1 1/2" - 16	29	25x2	1/4" - 20UN	12
OSPU 10	1" - 8	19	2 1/4" - 14	29	39x2	5/16" - 18UN	12
OSPU 15	1" - 8	25	2 3/4" - 16	30	47x2	3/8" - 16UN	12
OSPU 25	1 1/2" - 16	22	3 5/16" - 12	49	58x2	1/2" - 13UN	19
OSPU 50	-	-	5" - 12	55	95x2	1/2" - 13UN	19
OSPU 75	-	-	5 3/4" - 12	44	-	-	-
OSPU 95	-	-	6 7/8" - 12	44	139x4	3/4" - 10UN	25



- Higher capacity and customized solutions on request.
- Specifications are subject to change due to continual improvement.
- Capacity and Stroke specified are maximum safe limits. Use at 80% of rating as safe practice.



Select suitable Pumping Units and Accessories
Pg. 44 - 49